

# PROCEDURE FOR SUBMISSION OF ONLINE APPLICATION FORM FOR

Open the website <http://appvmedadm.apsche.ac.in> Home page displayed as follows.

Cat-B and NRI Admissions into MBBS/BDS Courses

Dr NTR University of Health Sciences

Notification Procedure of Web Counselling Procedure to ExerciseOptions Fee Structure List of Courses Print Options

### On Line Application

- On Line Registration **NEW**
- Data Updation **NEW**
- Detailed Notification for On-Line Application
- Prospectus / Regulations
- Procedure to apply On Line
- Special Instructions
- Important Dates
- Frequently Asked Questions

### Web Counselling

- Important Note
- List of Colleges
- List of Courses
- Instructions to Candidate
- Procedure to Exercise Web options
- G.O. with regard to Age
- Frequently Asked Questions

**Flash New**

HELP DESK :: For queries related to Web Counselling mail [apmedadm2k17@gmail.com](mailto:apmedadm2k17@gmail.com)

Home | Entrance Tests | Related Links | Disclaimer  
\* Best viewed in 1024 by 768 resolution \*

1. Click on the Online Registration.
2. Registration Form appears in which Candidate has to give the details to register.

*Dr. NTR University of Health Sciences, Vijayawada*  
*Application for Cat-B and NRI Admission into MBBS/BDS Courses 2017-18*

### Undergraduate Medical and Dental courses cut-off marks

Category	Qualifying Criteria	Cut off Marks (Out of 720)
General Category	50 <sup>th</sup> Percentile	697-131
SC/ST/BC	40 <sup>th</sup> Percentile	130-107
Persons with Disability(OC)	45 <sup>th</sup> Percentile	130-118

Registration Form

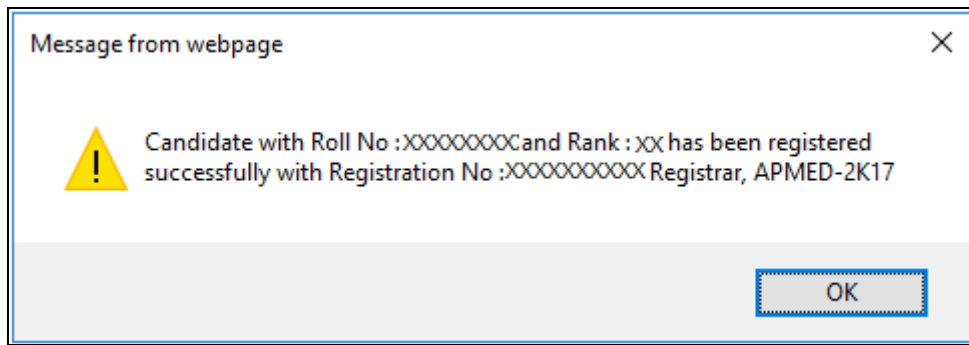
Neet Roll No \*

Neet Rank \*

Date of Birth \*

Mobile Number \*

3. After entering the details click on **validate** button.



4. If all the details you entered is correct, You will receive the **Registration number**. Please Note the **Registration number for further correspondence and click OK**
5. Then enter Testing Id and the Registration number for updating the details of the candidate and click on **Validate** Button.

A screenshot of a web application interface. At the top, there is a header box with the text: "Dr. NTR University of Health Sciences, Vijayawada" and "Application for Cat-B and NRI Admission into MBBS/BDS Courses 2017-18". Below the header is a "Registration Form" box. Inside this box, there are two input fields: "NEET Roll No \*" and "Registration No. \*". Below the input fields are two buttons: "Validate" and "Clear".

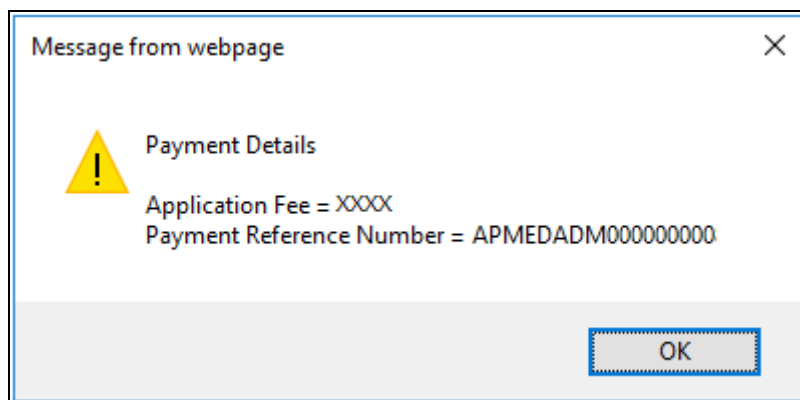
6. The application form will be displayed as shown below

*Dr. NTR University of Health Sciences, Vijayawada*  
*Application for Cat-B and NRI Admission into MBBS/BDS Courses 2017-18*

Registration Form		Candidate Details			
NEET Roll No *	xxxxxxxxxxx	Personal Details			
Registration No. *	●●●●●●●●	NEET Roll No	xxxxxxxxxxx	Mobile No *	xxxxxxxxxxx
<input type="button" value="Validate"/>	<input type="button" value="Clear"/>	NEET Rank	xxxxxxxxxxx	Mobile No(Alternate) *	xxxxxxxxxxx
		Percentile	xxxxxxxxxxx	Email ID *	xxxxxxxxxxx
		Candidate Name	xxxxxxxxxxx xxxxxxxxxxxxx	Aadhar No *	xxxxxxxxxxx
		Father Name	xxxxxxxxxxx xxxxx xxxxxxxxxxxxxx	Address *	xxxxxxxxxxx
		Mother Name	xxxxxxxxxxx xxxxxxxxxxxxxx	Place *	xxxxxxxxxxx
		Gender *	xxxxxxxxxxx	District *	xxxxxxxxxxx
		Caste Category *	xxxxx	State *	xxxxxxxxxxx
		Caste Sub Category		Pin Code *	xxxxxxxxxxx
		Minority	NONE	SSC Hall Ticket No. *	xxxxxxxxxxx
		PH Status	NO	Month of Passing SSC *	xxxxxxxxxxx
		Obt Marks in Science Subs (in qualifying examination) *	0	Year of Passing SSC *	xxxxxxxxxxx
		Tot Marks in Science Subs (in qualifying examination) *	0	Inter Board *	xxxxxxxxxxx
				Inter Board(Others)	
		Are you claiming NRI Quota	NO		
		State of Domicile *	xxxxxxxxxxx		
		Declaration	I declare that the information provided by me is true in all respect and in case any information found to be false, my admission would stand cancelled automatically and criminal action can be initiated against me. I will pay the fees as applicable from time to time, regularly by the stipulated date.		
			<input type="button" value="Save and Exit"/>	<input type="button" value="Save and Pay"/>	

7. After filling the form, click on **Save and Exit Button**. This process can be repeated till all the data you entered is correct. Then click on **Save and Pay Button** to proceed for payment. Depending on your caste category, the Registration fee is varied. Once paid you will not get any refund. **Hence, you are requested to double check the eligibility conditions yourself and pay the fee.**

8. Now you will be directed to the Payment Gateway click OK



9. Select you mode of payment and Make Payment

Credit Card >

Debit Card

Debit Card + ATM PIN

Internet Banking

Pay by Credit Card

VISA

MasterCard

Card Number

Enter card number

Expiration Date

Month

Year

CVV/ CVC

Card Holder Name

Enter card holder name

Make Payment

Cancel

Merchant Name

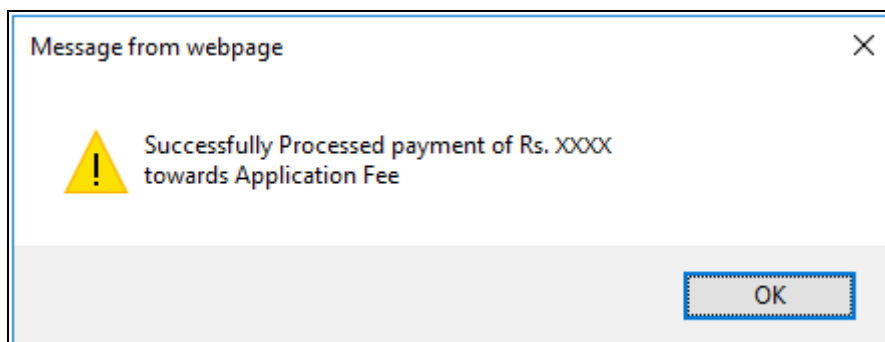
Dr. NTR University of Health Sciences

Payment Amount: ₹

BillDesk

10. After payment you will receive a Successful Payment message

11.



12. Click OK Button. You will get your filled application form take printout of this form and affix a recent passport size photo on the space provided and submit the form at the time of certificate verification.

13. Sample of Filled Application



**Dr. NTR University of Health Sciences, Vijayawada**  
**AP Medical Admissions - 2017**  
**Application for Cat-B and NRI Admission into MBBS/BDS Courses**  
**2017-18**

Affix Recent Passport  
size Photo



**Candidate NEET Details**

Roll No. : xxxxxxxxxxxx Rank : xxxxxx  
Percentile : xxxxxxxxxxxx

**Candidate Personal Details**

Name of Candidate : xxxxxxxxxxxx xxxxxxxxxxxx xxxxxxxxxxxx Father's Name : xxxxxxxxxxxx xxxxxxxxxxxx xxxxxxxxxxxx  
Date of Birth : xxxxxxxxxxxx Gender : xxxxxxxxxxxx  
Caste Category : xxxxxx Caste Sub Category :  
PH : xxxxxx Minority : xxxxxxxxxxxx  
Obt Marks : xxxxxx Tot Marks : xxxxxx  
Inter Board : xxxxxxxxxxxx Mobile No. : xxxxxxxxxxxx  
Email ID : xxxxxxxxxxxx xxxxxxxxxxxx Aadhar No. : xxxxxxxxxxxx xxxxxx  
Address : xxxxxxxxxxxx xxxxxxxxxxxx  
Place : xxxxxxxxxxxx District : xxxxxxxxxxxx  
State : xxxxxxxxxxxx Pin Code : xxxxxxxxxxxx  
SSC Hall Ticket No. : xxxxxxxxxxxx Month/Year of SSC : xxxxxx  
Claiming NRI : xxxxxx State of Domicile : xxxxxxxxxxxx xxxxxxxxxxxx

**Paid an amount of Rs. XXXX towards Application Fee.**

I declare that the information provided by me is true in all respect and in case any information found to be false, my admission would stand cancelled automatically and criminal action can be initiated against me. I will pay the fees as applicable from time to time, regularly by the stipulated date.



Date : xxxxxxxxxxxx xxxxxxxxxxxx

Signature of the Candidate

**Note : Take a printout and submit along with list of documents at the time of certificate verification.**

**Do's and Don'ts**

- ✚ Do not use mobiles and tablets to Apply. Use only computers.**
- ✚ Do not select or enter false information which can be liable for Criminal Action.**
- ✚ Avoid using slow internet facility.**
- ✚ Keep your mobile with you while applying and do not block SMS.**